
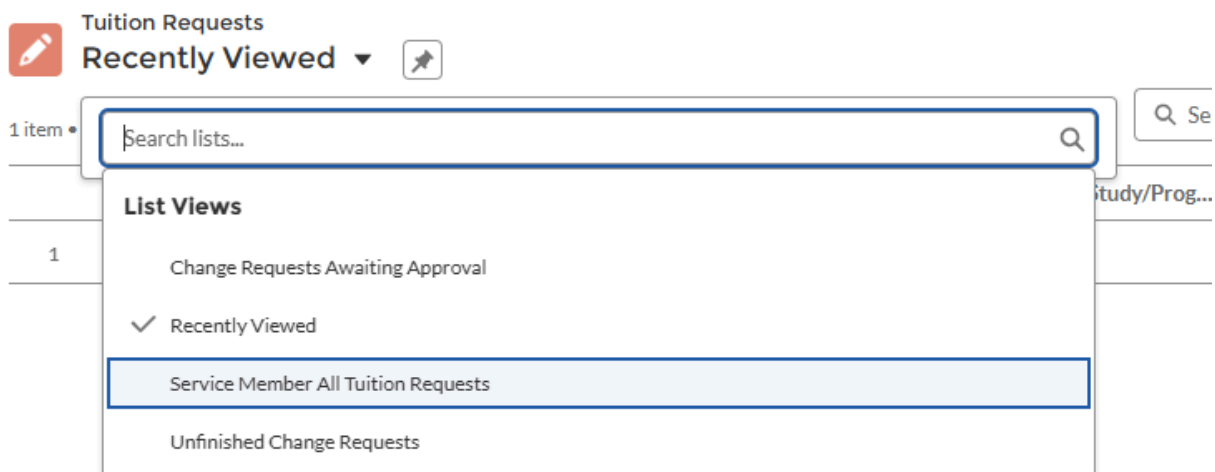


# How To Check TR Status

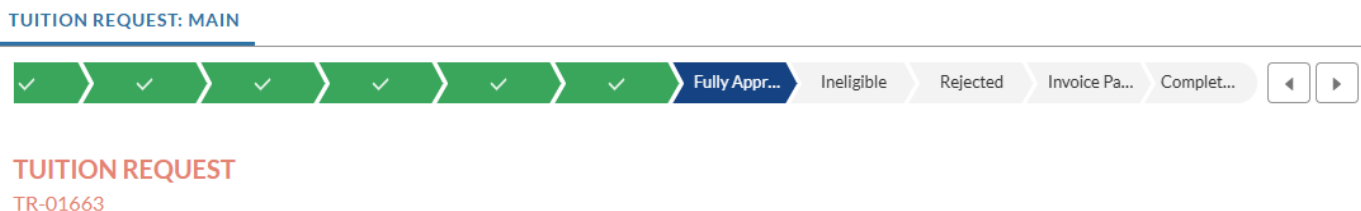
1. Visit our application portal at <https://guard-statetuition.utah.gov/>
2. Login with your Utah ID. If you don't have one the system will create one. If possible use your civilian email.
3. Choose **Tuition Request**



4. Select the arrow next to Recently Viewed and select **Service Member All Tuition Request**



5. Click on the applicable TR to reveal the status bar



6. If the TR is fully approved, check your **email** for the STA PDF (Check your spam/junk mail)